



# Shooting Star

# EVS

ENVIRONMENTAL STUDIES

NUR BOOK - 1




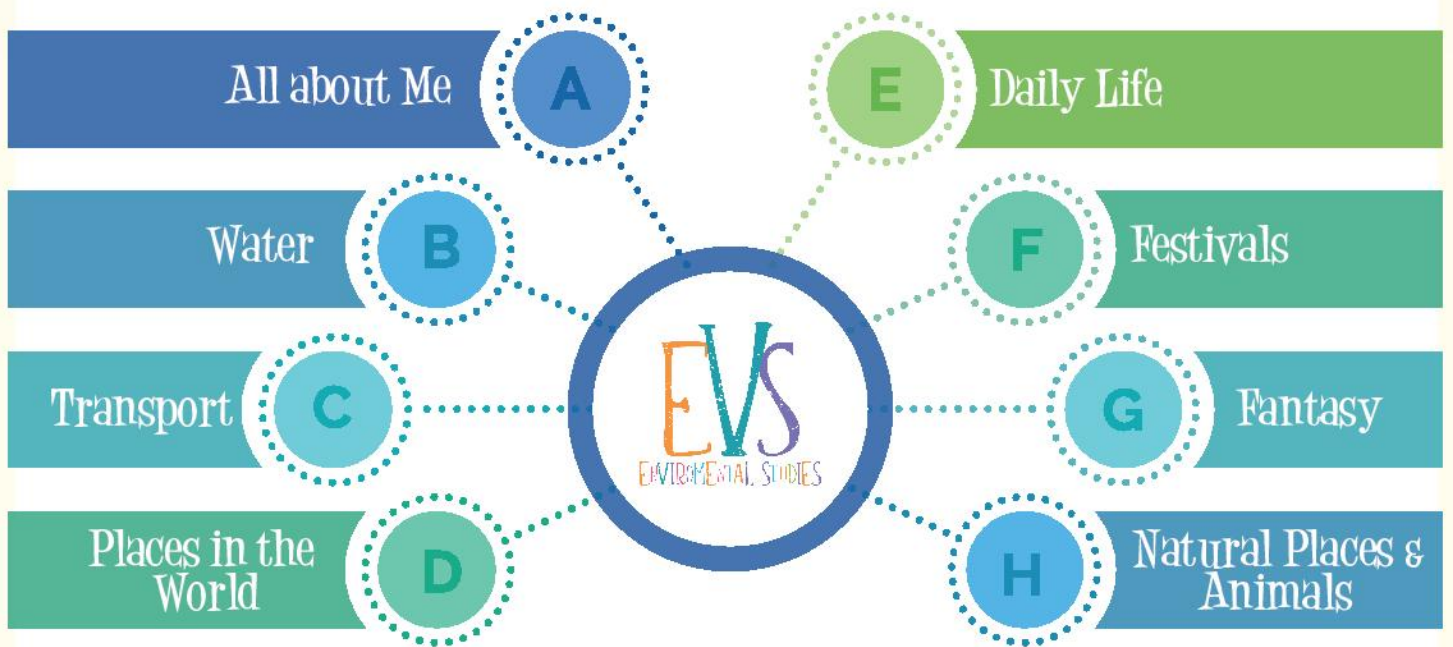
# Preface

Our world is a beautiful place. It is our duty to preserve and take care of the planet we live in. Unless our little ones know about the world they live in, they would not be able to appreciate the beauty and the bounty they are blessed with.

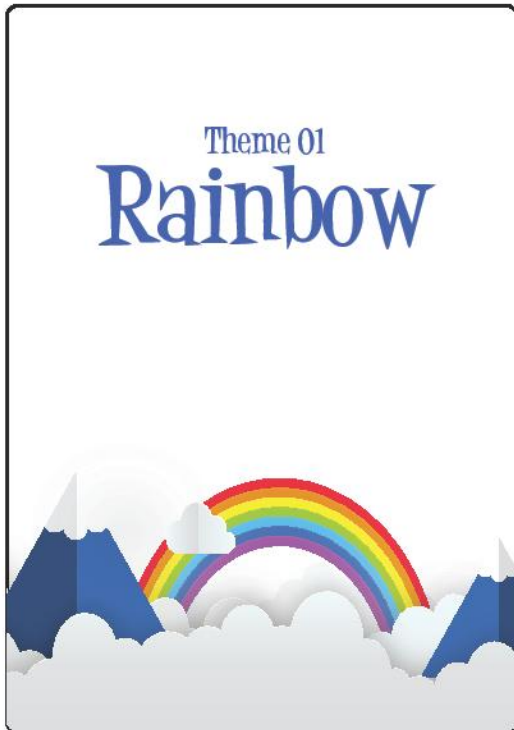
This is where **MILKY WAY**, the **EVS** (Environmental Science) book from Sky Education steps in. The books are designed for a student to relate to the world they inhabit. From everyday occurrences like sleeping and clothes to bigger things in life, like saving water and birds, the EVS book is a learner's paradise.

The book is based on 8 major themes, neatly divided into sub topics and related issues. The books are age appropriate and filled with cognitive and gross motor activities.

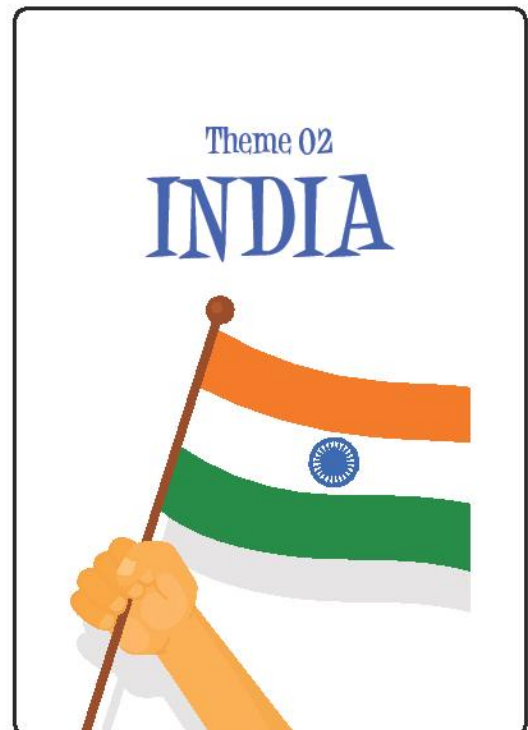
## The core themes of the EVS books are:




# Contents



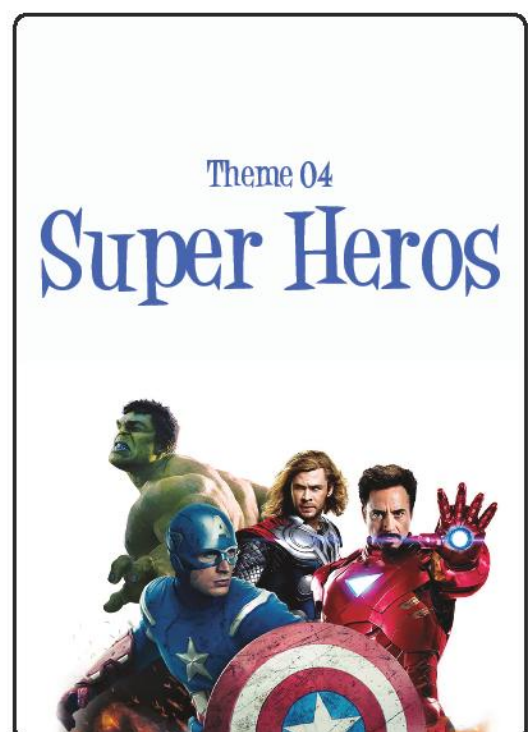
Page No. 04



Page No. 18



Page No. 36



Page No. 54


Theme 01

# Rainbow



# Find (Spatial Learning)

Find all the friends of the rainbow.




1. Rainbow
2. Tree
3. Sand
4. Water
5. Land
6. Sky



## Let's Colour (Creative Thinking)

A rainbow is our friend in the sky.  
Have you ever seen a rainbow?



## Discover (Creative Thinking)

A rainbow has many colours in it.  
How many can you identify?

### Rainbow Colors

red

orange

yellow

green

blue

indigo

violet



# Think (Logical Thinking)

Colour is everywhere.  
Name two things that are:


**Red**   **Orange**   **Yellow**   **Green**





# Find (Spatial Learning)

Find out the names of the fruits and the respective colours.

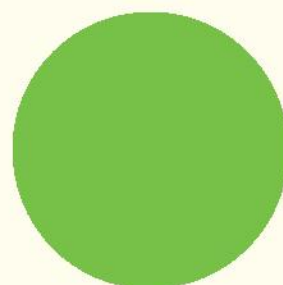













# Discover (Global Perspective)

The world is full of colours.

Do you know our World is round in shape?

Mark **Red**, **Yellow** and **Blue** balls.



MY RAINBOW

Red and orange,  
Green and Blue,  
Shiny Yellow Purple too,  
All the colours that you know of  
Light up the rainbow!



# Pretty Rainbow





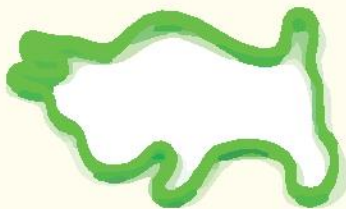



**Rainbow, rainbow in the sky,  
Pretty colors up so high.  
Oh, I wish that it would stay  
Bringing color everyday.**

*By Jean Warren*



# Match (Logical Thinking)



# Learning Colours (Literacy)



Once upon a time the colours of the world started to quarrel: all claimed that they were the best, the most important, the favourite.

Green said: "Clearly I am the most important. I was chosen for grass, leaves, trees--without me, all animals would die. Look out over the countryside and you will see that I am in the majority."

Blue interrupted: "You only think about the Earth, but consider the sky and sea. The sky gives space and peace and water is life. Without my peace, you would all be nothing

Yellow chuckled. "You are all so serious. The sun is yellow I bring laughter and warmth to the world. Every time you look at a smiley ball and you smile. Without me, there would be no fun."



Orange started next to blow her temper. "I am the colour of health and strength. I carry the most important vitamins. Think of carrots, pumpkins, oranges and mangos.'

Red could stand it no longer. He shouted out: "I am the ruler of all of you. I am blood! Life's blood. I am the colour of passion and of love, the red rose, the poppy and the poinsettia. Without me, the earth would be as empty as the moon!"

Purple rose up to his full height. He was very tall and spoke with great pomp: "I am the colour of royalty, power and wisdom. People do not question me. They obey."

Finally, Indigo spoke, much more quietly than all the others but with just as much determination: "think of me. I am the colour of silence. You hardly notice me, but without me, you all become superficial. I represent thought and reflection, twilight and deep water. You need me for balance and contrast, and inner peace.

And so all the colours went on boasting and quarrelling, each convinced of their own superiority. Soon, their quarrelling became louder and louder. Suddenly there



was a startling flash of bright lightning! Thunder rolled and boomed! Rain started to pour down relentlessly. The colours crouched down in fear drawing close to one another for comfort.

In the midst of the clamour, Rain began to speak: "You colours, fighting amongst yourselves, each trying to dominate the rest. Don't you know you Allah have made each one of you special? Join hands with one another and come to me."

So whenever it rains, all the seven colours join their hand to form a rainbow. Let us remember to appreciate one another.



## The RAINBOW GIRL

There was a little girl who loved the rain.



She danced in the drops as they landed on her skin.

She skipped rope in the puddles.

She stretched her arms out and spun around with an open mouth to let the water tickle her tongue.

One day while the girl was twisting and turning underneath the raindrops, a beautiful rainbow lit up her path.

She had always heard that there was a pot of gold at the end of the rainbow.

She did not see a pot of gold.

**She saw light streaks of many colors.**







**Red. Blue. Yellow.**

**While the girl was looking at the colors of the rainbow, it turned into a bridge.**

**She began to walk towards the bridge that was all bright and shiny.**

**She danced across the bridge and disappeared into the red, blue and yellow rays.**

**In that town, you can hear people talk about the little girl who loved the rain.**

**You can also hear them talk about a bridge that leads to heaven.**

**The little girl crossed that bridge, and on a rainy day when the sun peaks through the clouds, you can see and hear her dancing, swirling, grinning, and laughing.**

**You can, just look.**



Theme 02

# INDIA



India is a BIG country.

Look at the Map of India.



# Colour the map of India

Find out the names of the fruits and the respective colours.



# The Indian Flag is called Tri colour

It is called Tri colour because it has three colour stripes.  
Can you identify all the colours on the flag?



# Learn the National icons of India.

Every country has some symbols that are special. These are called **NATIONAL ICONS**.


**National Animal: Tiger**



**National Flower: Lotus**



# National Bird: Peacock








# Hockey is India's National Sport

We play hockey with sticks.




Arrange the sticks according to their height, from the shortest to the longest.



Do you play cricket?


Identify the national hero  
His name is Sachin Tendulkar



**Have you seen his picture in the newspaper.  
Keep an eye for him in the news, next time around!**

**Cricket is played with a bat and a ball  
Which is bigger – a bat or a ball?**

**What is the shape of the ball?**




**This is the National Anthem of our country.  
Learn it and Sing it**

**It takes 52 seconds to sing our anthem.**


**Look at the clock and count till 52 seconds.**

**We should stand up as a mark of respect when our  
Anthem is sung.**




# National Anthem of India

**Jana Gana Mana Adhinaayak Jaya Hey,  
Bhaarat Bhaagya Vidhaataa  
Panjaab Sindhu Gujarat Maraatha,  
Draavid Utkal Banga  
Vindhya Himaachal Yamuna Ganga,  
Uchchhal Jaladhi Taranga  
Tav Shubh Naamey Jaagey,  
Tav Shubh Aashish Maange  
Gaahey Tav Jayagaathaa  
Jana Gana Mangal Daayak,  
Jaya Hey Bhaarat Bhaagya Vidhaataa  
Jaya Hey, Jaya Hey, Jaya Hey,  
Jaya Jaya Jaya, Jaya Hey**



Mahatma Gandhi ji is our Father of the Nation.




Connect the dots to reveal our Father of the Nation.






India has many great places to visit.

**Taj Mahal is one of the Wonders of the World.  
Have you visited it?**



Can you be creative and add  
your own colours to the Taj Mahal.



Have you seen the Make In India lion?




It means we are proud to make our own things.

Like the Nano car.

Have you sat in the NANO car?

Identify the colours of the NANO car.






Theme 03

# Bicycle



# My first Bicycle

**This is a bicycle.  
It is a gift from my daddy.  
It is made of steel and rubber.  
It has two tires and a seat.  
It runs very fast.  
I enjoy riding it daily.  
I keep it clean and shiny.  
I love my bicycle.**



# Find (Spatial Learning)

**Find a bicycle in Tom's room**




Arrange the bicycle according to the age the rider can sit.











# Discover (Creative Thinking)

Join the dots and see what you get.



# Let's draw a picture of bicycle (Creative Thinking)

Now that you have seen a bicycle,  
Let me show you how to draw one.

	<b>Word wall: tyres</b>
	<b>frame</b>
	<b>frame</b>
	<b>Pedal , handle</b>
	<b>chain</b>
	<b>Wheel, seat and light</b>



# Think (Logical Thinking)




There are many uses of the bicycle.  
Can you think of two more uses?



## Find (Spatial Learning)

**Which part of your body will you use to ride a bicycle?  
Circle them.**



# Discover (Global Perspective)

Where can you go on your bicycle?




**School**



**Ride**



**Market**



**Garden**



**Picnic**

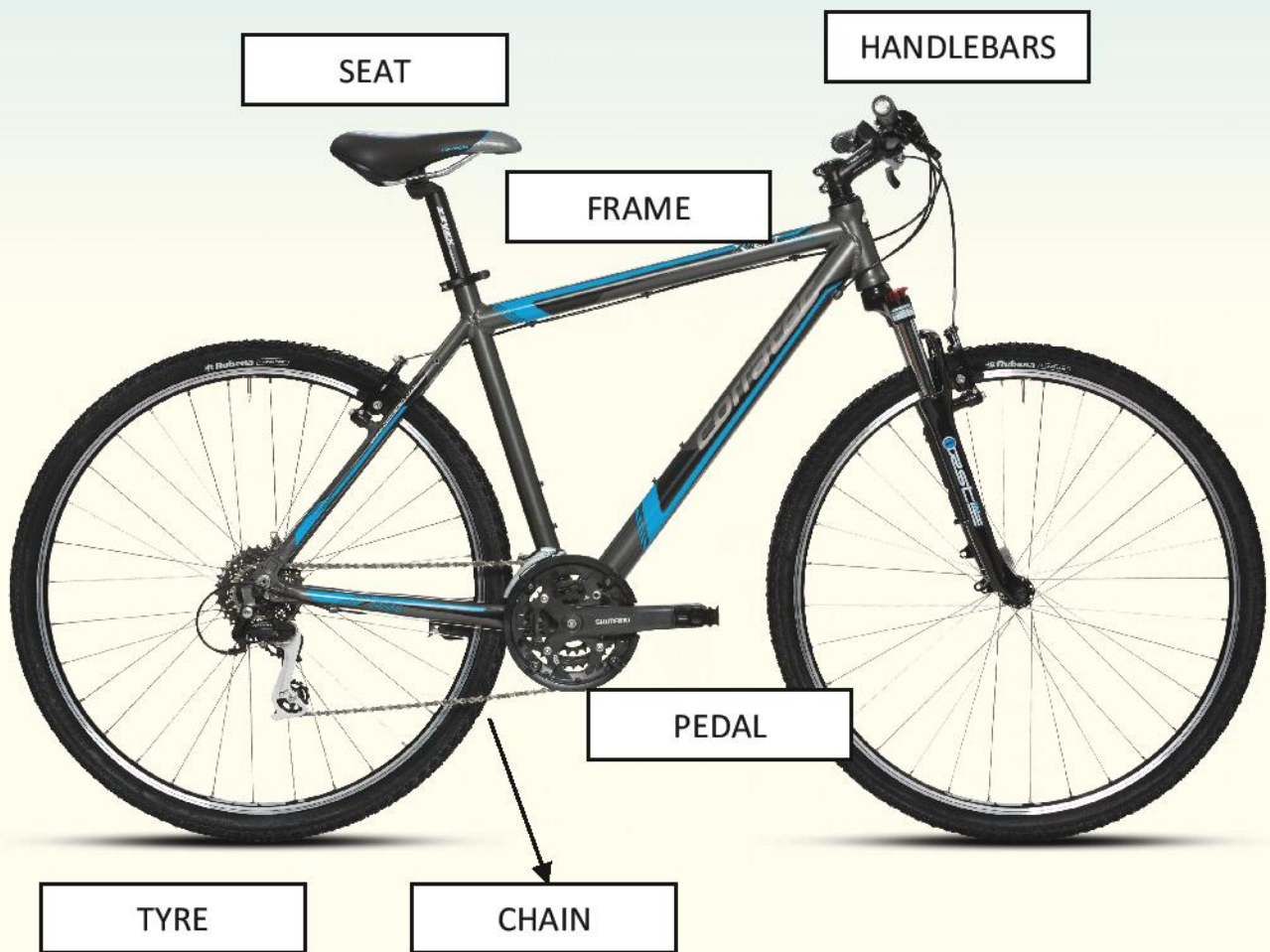


**World**



# Word Smart (Vocabulary Builder)

## PARTS OF MY BICYCLE



# Label the bike

saddle

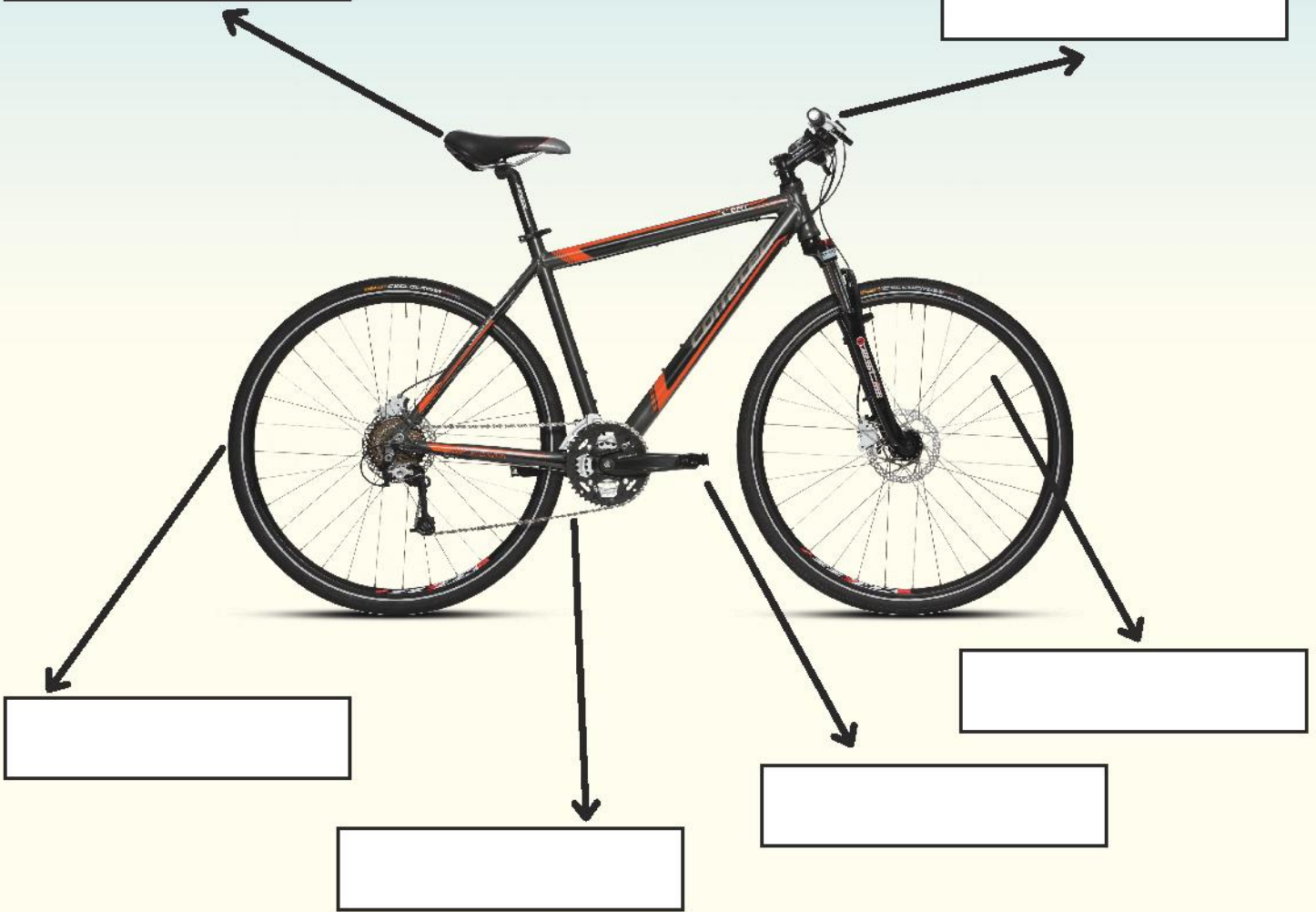
pedal

chain

wheel

tyre

handlebars



have you got a bike?

---

---





Think of all the benefits of a **CYCLE**  
over the other means of travel.

**Compare a cycle with a**

**Bullock cart**

**Train**

**Car**

**Bike**



## Match (Logical Thinking)

**Find a real cycle and explore.  
Make a bicycle using craft paper.**



- a) How many seats does this bicycle have?**
- b) How many tires does a bicycle have?**
- c) Does the bicycle go on road / rail / air?**



# Shapes and sizes (Discovery)

See the picture of the bicycle and answer few questions



- What is the shape of the tire?
- How many circles can you see?
- What is the shape of the frame?
- How many triangles can you see?
- How is the cycle standing on its own?




## The Bicycle

Sam longed for a bicycle like his other friends but he knew that his family was poor and they could not afford it.

One morning, while going to school, Sam heard sounds of bell “**Tring Tring**”, “**Tring Tring**”.

Turning behind he saw a boy coming on a bicycle. The boy was holding on to the handlebars and was pumping the pedals hard.

As the boy turned around a corner he hit an ice-cream cart. Crash! Splash! The boy and the bicycle fell into a dirty ditch.



## Days of the week

Sam ran to help the boy. He recognized the boy as his neighbour, Abe. Abe was badly hurt and would need to see a doctor.

Thinking quickly, Sam picked up the bicycle and checked to see if the types and the frame were intact. He rode to the hospital. Soon the ambulance arrived to take Abe.

Sam rode the bicycle to school inform the school of the accident. Everyone praised Sam's quick thinking. Abe was discharged after two days. He thanked Sam for his help and to the latter's joy, Abe presented him with a lovely new bicycle on his birthday!




Theme 04

# Super Heros



# What are the things that can fly in air?



# Find (Spatial Learning)

Help the Super Hero find their animal friends





# Animal Friends



## Colour (Creative Thinking)

What colours do you like your Super Hero in?



# Search (Numeracy)



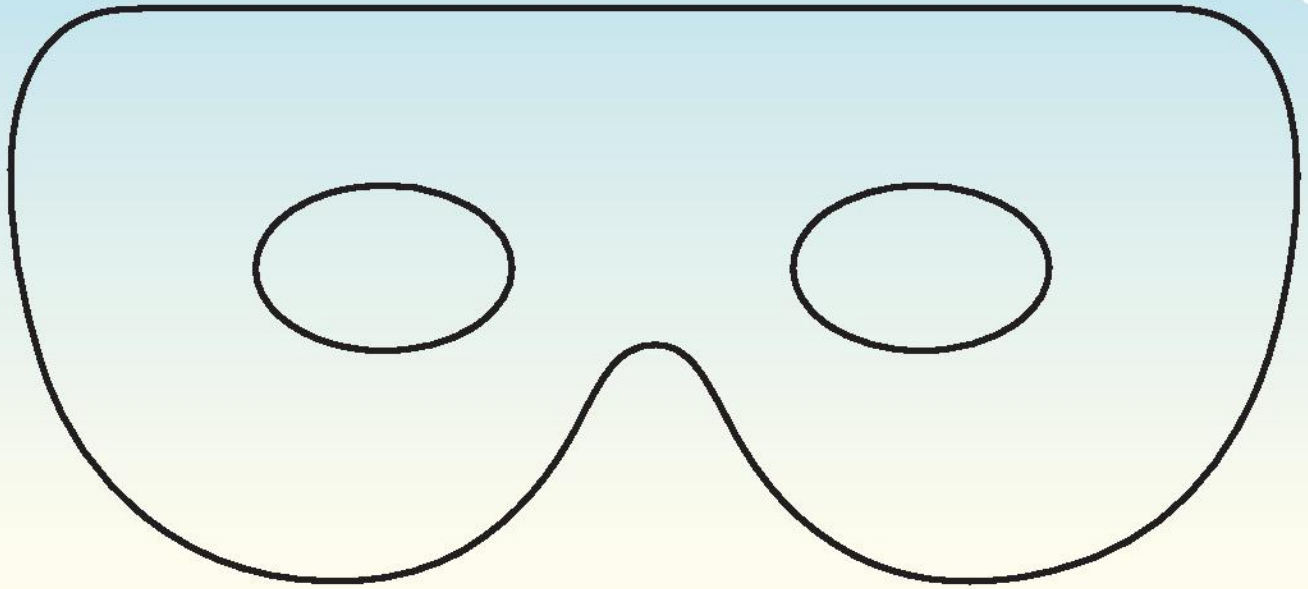
Can you find the matching pairs of Super Hero Badges



## Arts & Craft (Creative Thinking)

**Make your own Super Hero mask**  
**What can your Super Hero do?**





# Think (Logical Thinking)

**I am a SUPER HERO**

**Name you as a Super Hero**

**What are your special powers?**



# My Super hero




Name: \_\_\_\_\_

Superpowers: \_\_\_\_\_

\_\_\_\_\_

\_\_\_\_\_

\_\_\_\_\_




**Poem: If I was a Super Hero** *by Sally Gray*

**If I was a Super Hero**  
I would definitely fly  
Racing with the birds  
In the sky






**If I was a Super Hero**  
I would have special powers  
Like extra strong legs  
For jumping across towers




**If I was a Super Hero**  
I would save all the trees  
And the mountains and rivers  
The birds and the Bees

**If I was a Super Hero**  
I'm sure you'll agree  
The world would be better  
Because of me



# Discover (Global Perspective)

Help the Super Hero reach his powers





# Word Smart (Vocabulary Builder)

Learn the new Super Hero colours.  
You will need them when you save the world.

**BLUE BRIGADE**




**RED RANGERS**



**GREEN GUARDIANS**



**SILVER SENTINELS**



**ORANGE ORDER**



**PURPLE PROTECTORS**

